

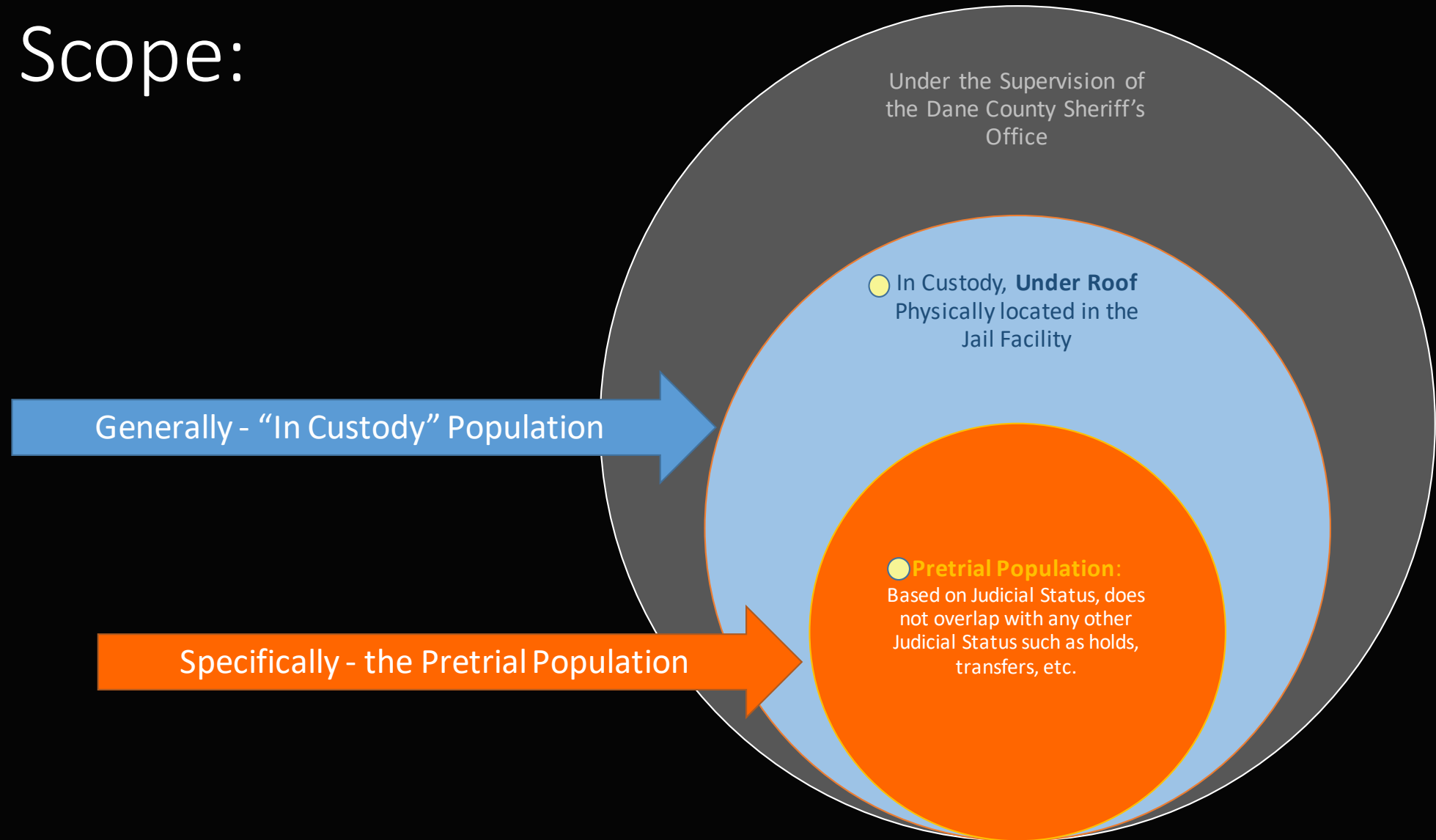
# Snapshot of the Dane County Jail Pretrial Population

August 19, 2020

Criminal Justice Council Pretrial Subcommittee

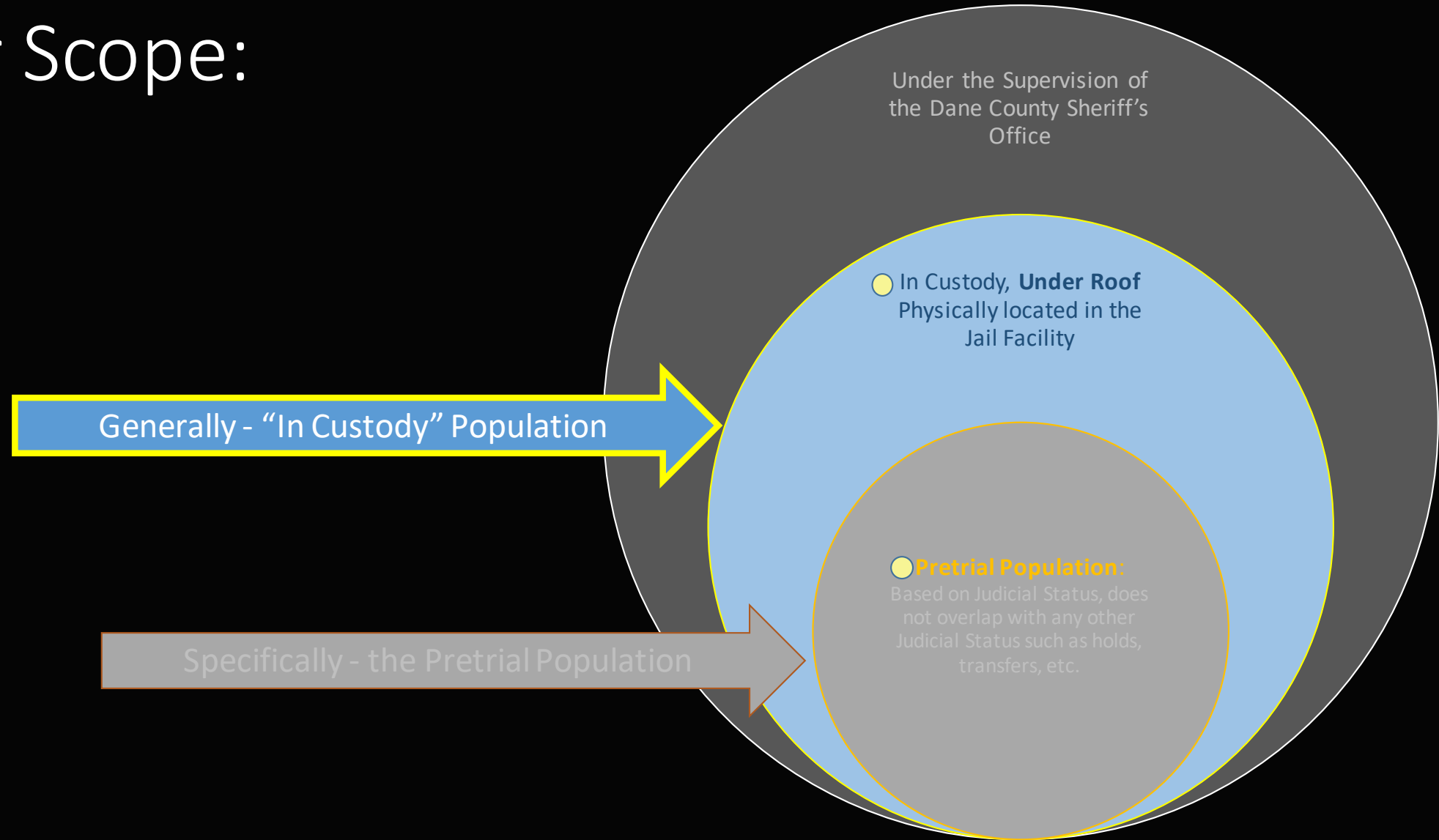



# Our Scope:



This report is based on a snapshot of data generated on Tuesday, August 18<sup>th</sup>, 2020

# Our Scope:

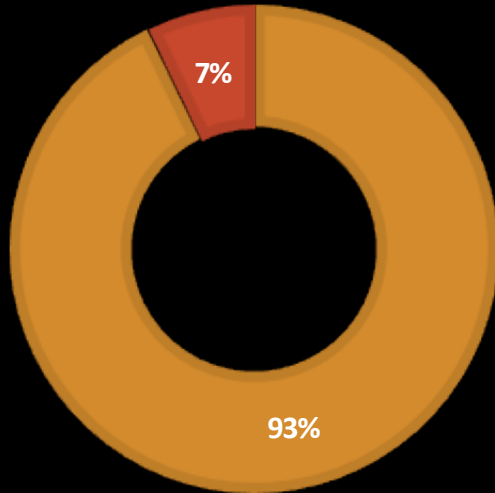




# In Custody Population Demographics

## GENDER OF 486 INDIVIDUALS

Male Female



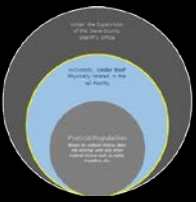
## Race



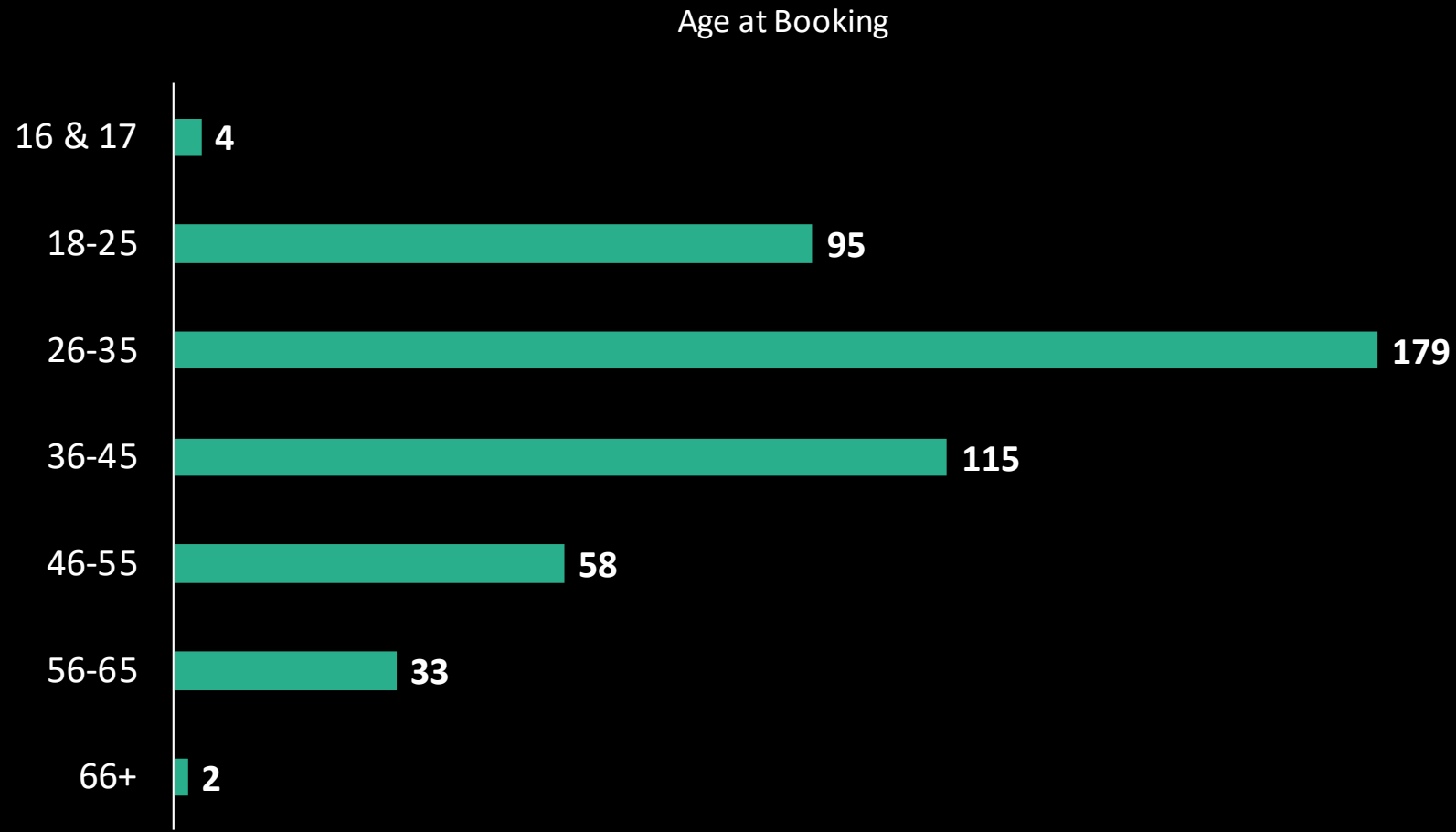
## Ethnicity



Data generated on Tuesday, August 18<sup>th</sup>, 2020



# In Custody Jail Population Demographics




Data generated on Tuesday, August 18<sup>th</sup>, 2020



# In Custody Jail Population LOS by MSO

Group	MSO Most Serious Offense	ALOS Average Length of Stay	Individuals Count of persons in custody
Black	Misdemeanor	37.5	20
	Felony	141.4	239
	Federal & Other	176.3	12
White	Misdemeanor	32.2	23
	Felony	138.0	155
	Federal & Other	143.1	22
Other	Felony	113.3	9
	Federal & Other	279.2	6


Data generated on Tuesday, August 18<sup>th</sup>, 2020



# Bail Amount for Individuals In Custody\*

Bail Amount Category	Black	White	Other
No Bail Assessed	104	93	8
No Remaining Bail	33	25	1
\$0 – 499	18	14	
\$500 – 999	20	19	1
\$1,000 – 4,999	40	23	2
\$5,000 – 9,999	16	8	
\$10,000 – 99,999	26	12	1
\$100,000 – 999,999	11	4	2
\$1 Million +	3	2	
Total	271	200	15

\*There may be holds on individuals in custody that prevent release.

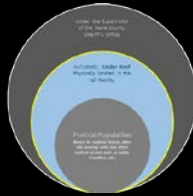


# Bail Amount for Individuals In Custody with a **HOLD**

Bail Amount Category	Black	White	Other
No Bail Assessed	42	31	1
No Remaining Bail	18	13	
\$0 – 499	4	2	
\$500 – 999	3	5	
\$1,000 – 4,999	22	5	1
\$5,000 – 9,999	9	1	
\$10,000 – 99,999	9	4	1
\$100,000 – 999,999	2	1	1
\$1 Million +	0	0	0
Total	109	62	4

Data generated on Tuesday, August 18<sup>th</sup>, 2020



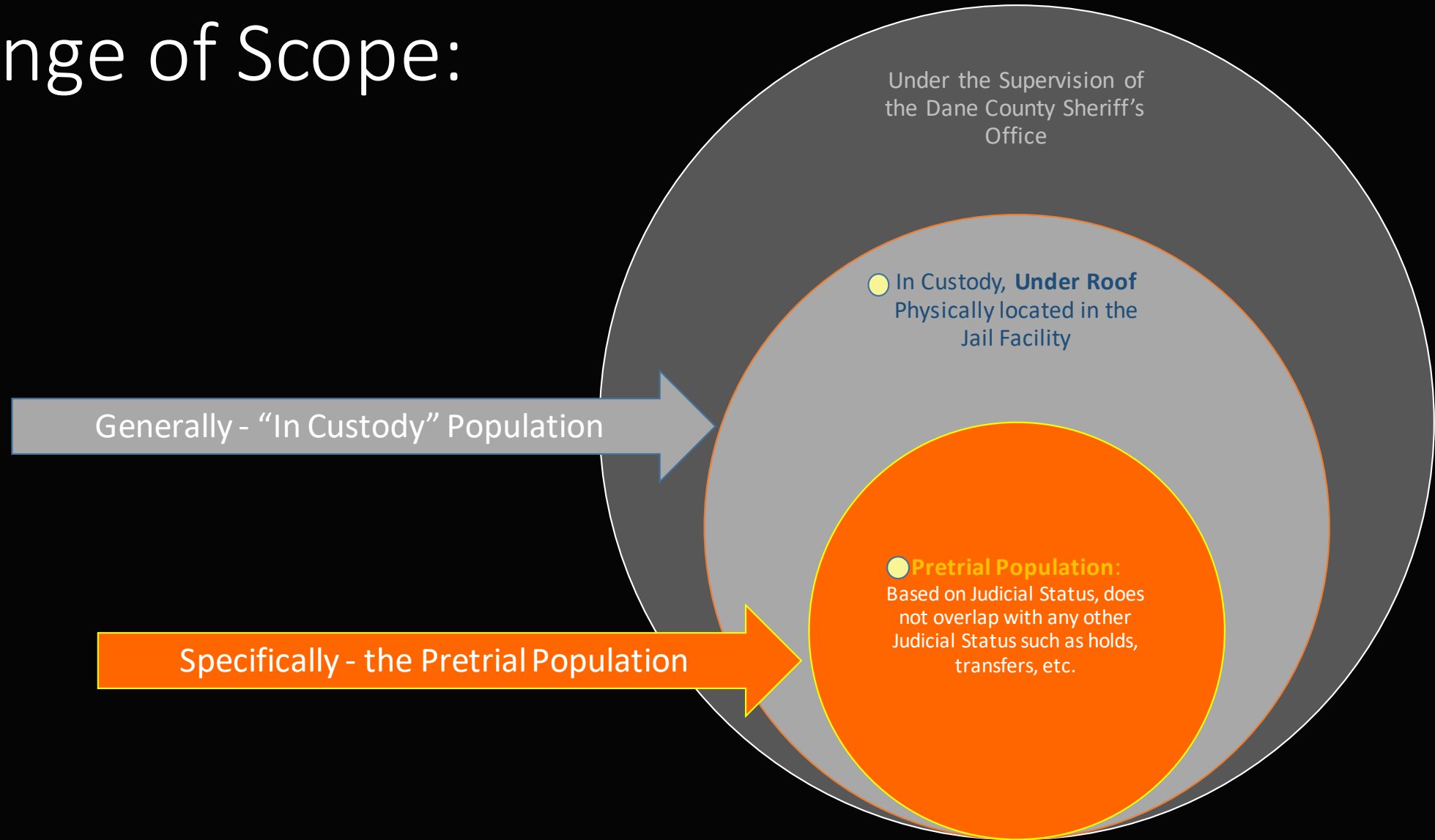


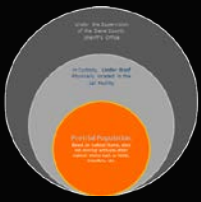
## In Custody by Most Serious Offense and Judicial Status

Judicial Status Group	Federal & Other	Felony	Misdemeanor
Hold	2	155	18
Prearrestment		63	10
Pretrial		82	6
Presentence Investigation		17	4
Sentenced		20	3
In transit	38	66	2

Data generated on Tuesday, August 18<sup>th</sup>, 2020

# Change of Scope:



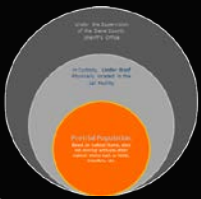


# Snapshot:

## Pretrial (no holds) Population by Date

	Day	Day Total	Black	White	Other
7/15/2020	Wed.	81	40	39	2
7/30/2020	Thur.	86	43	40	3
8/18/2020	Tue.	88	51	35	2

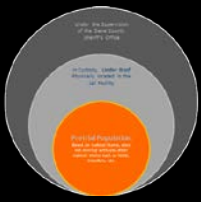
Data generated on Tuesday, August 18<sup>th</sup>, 2020



# In Custody Jail Pretrial Population LOS by MSO

Group	MSO Most Serious Offense	ALOS Average Length of Stay	Individuals Count of persons in custody
Black	Misdemeanor	32.5	2
	Felony	129.9	49
White	Misdemeanor	48.7	4
	Felony	206.2	31
Other	Misdemeanor	0	0
	Felony	16.7	2

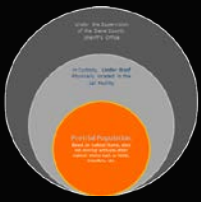
Data generated on Tuesday, August 18<sup>th</sup>, 2020



# In Custody by Most Serious Offense and Judicial Status

Judicial Status Group	Federal & Other	Felony	Misdemeanor
Hold	2	155	18
Prearraignment		63	10
Pretrial		82	6
Presentence Investigation		17	4
Sentenced		20	3
In transit	38	66	2

Data generated on Tuesday, August 18<sup>th</sup>, 2020



# Bail Amount for Individuals in Pretrial Status

Bail Amount Category	Black	White	Other
No Bail Assessed	4	2	
No Remaining Bail	1		
\$0 – 499	4	1	
\$500 – 999	4	3	
\$1,000 – 4,999	7	10	1
\$5,000 – 9,999	6	6	
\$10,000 – 99,999	13	8	
\$100,000 – 999,999	9	3	1
\$1 Million +	3	2	
Total	51	35	2

There are no holds for this population.

Data generated on Tuesday, August 18<sup>th</sup>, 2020

# Questions



Thank you

