

City of Madison CARES Dashboard:

Home Page

Date Range:
9/2/21
-
3/24/22

Home

At a
Glance

Who

Incident

Outcome

Welcome!

This is the home page for the City of Madison's CARES Dashboard

You can navigate to the other pages of this dashboard by using the links to the top right

Notes:

1.) To respect the privacy of patients served by CARES, all data is presented in aggregate.

2.) To protect confidentiality, all categories with fewer than five patients are grouped into the "Other" category. When "Other" has fewer than five patients, it is also not shown.

3.) As the CARES program continues to operate, data will accumulate, reducing the amount of data in "Other".

4.) Some figures have a "not reported" category. This means data was not collected or reported, often because there is not always an opportunity to collect this data during a crisis situation, or data may still be processing.

5.) "CARES calls", and all data presented in this dashboard, refer to the in-person, initial patient contact of each individual incident. This excludes additional follow-ups or other services from the same incident.

6.) Data sources include: Madison Fire Department and Journey Mental Health Center. The data from Journey Mental Health Center has a one week lag, so recent data may not be available.

City of Madison CARES Dashboard:

Outcomes and progress at a glance

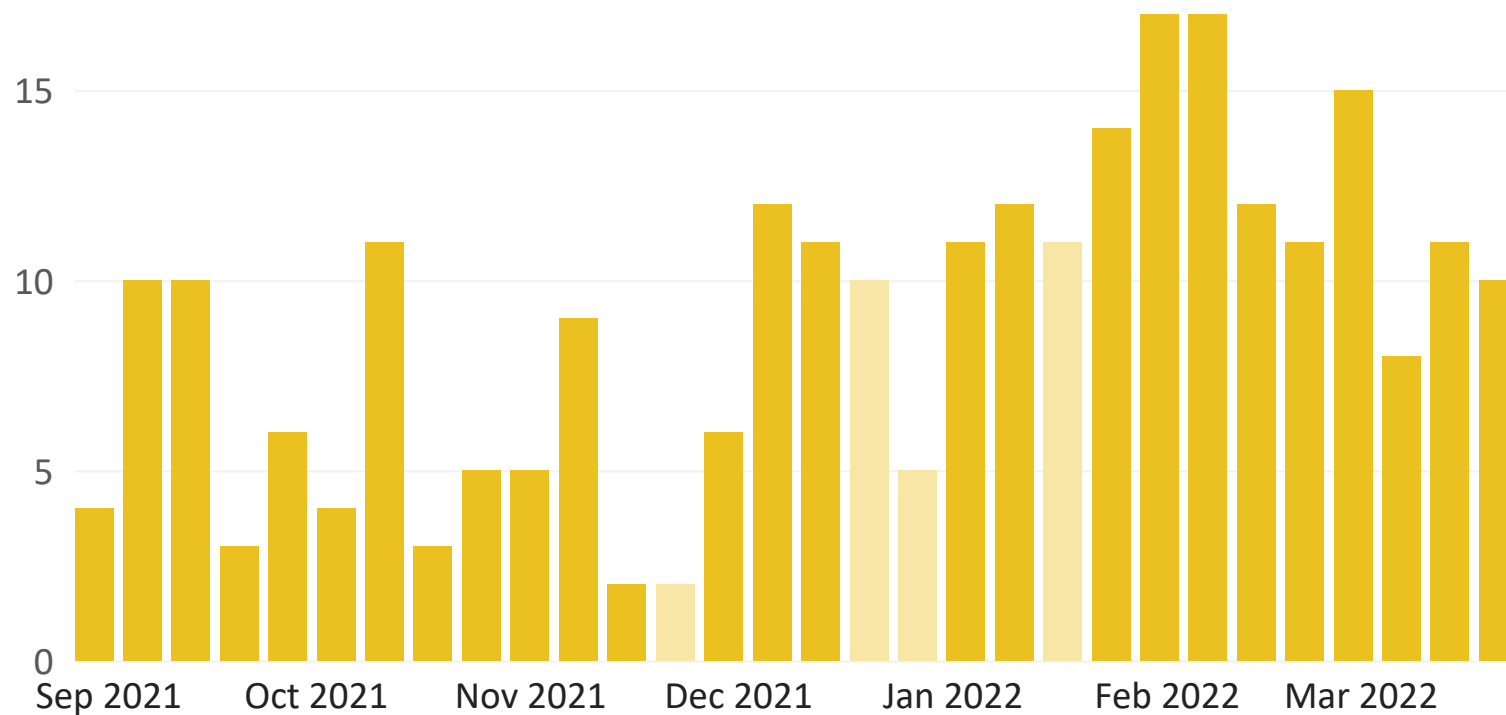
Date Range:
9/2/21
-
3/24/22

Home	At a Glance	Who
Incident	Outcome	

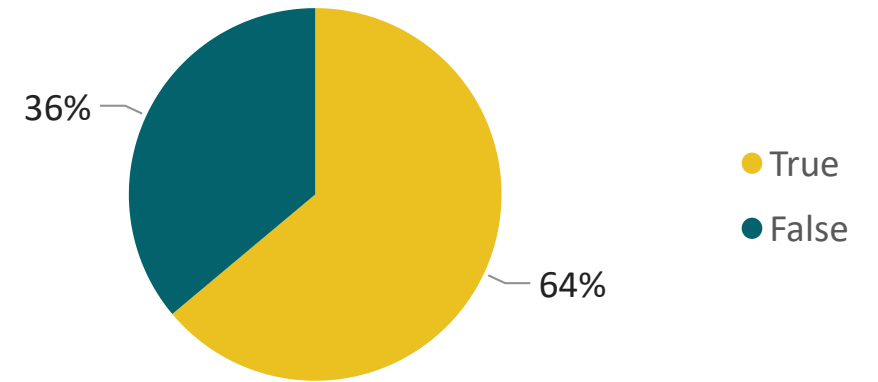


Calls per Week ⓘ

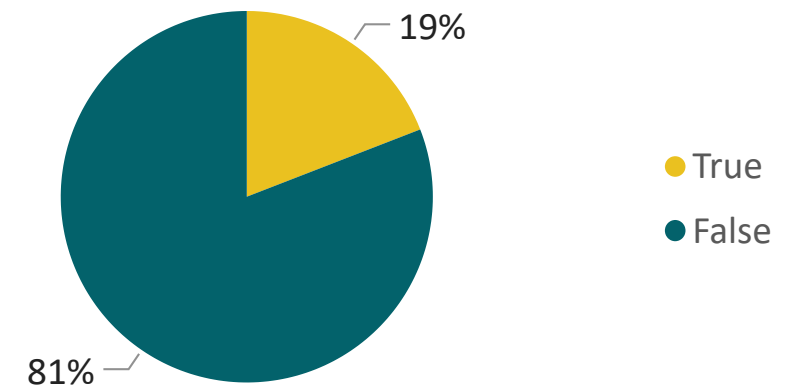
Week Type ● Holiday Week ● Non-holiday Week



Previously Served by Journey Mental Health ⓘ



Previously Served by CARES ⓘ



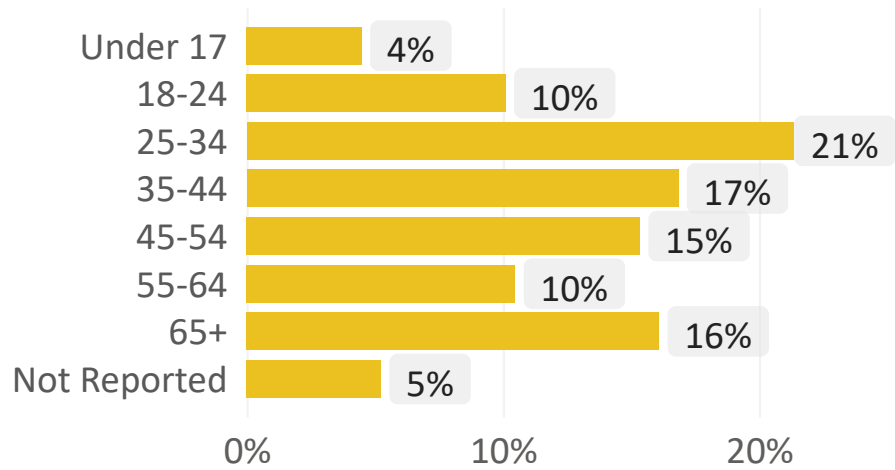
City of Madison CARES Dashboard:

Who has been served by CARES?

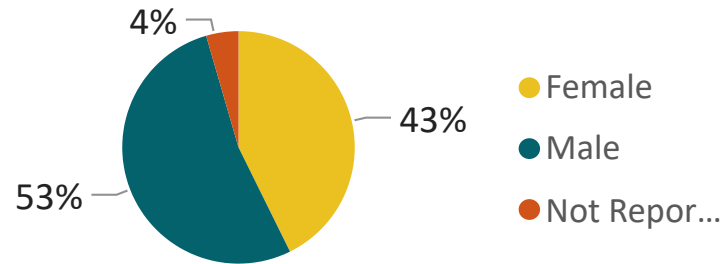
Date Range:
9/2/21
-
3/24/22

Home	At a Glance	Who
Incident	Outcome	

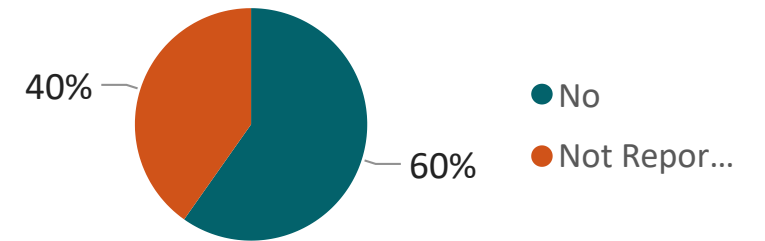
Age ⓘ



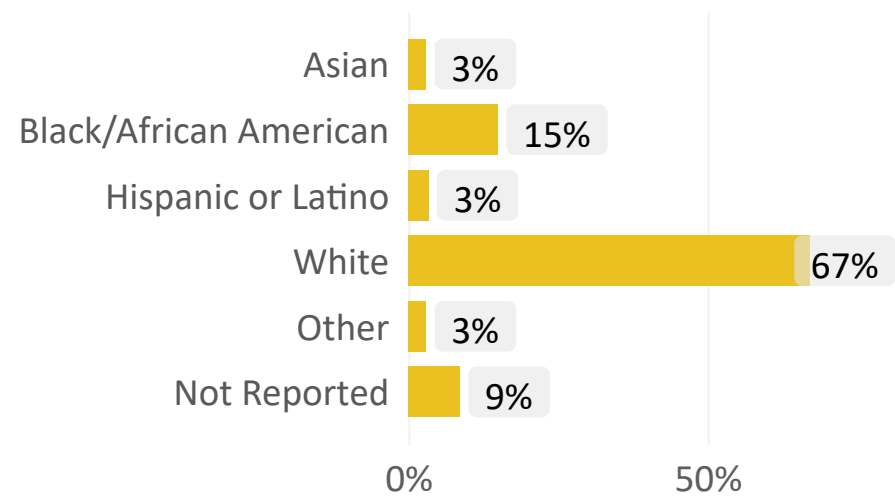
Sex/Gender ⓘ



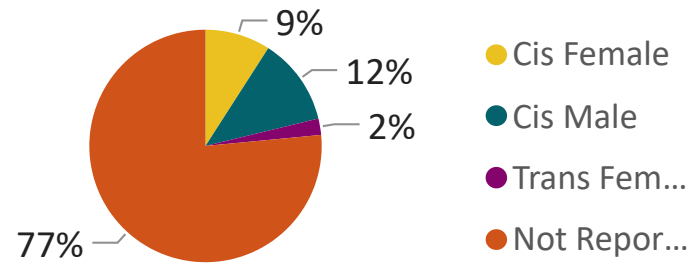
Veteran Status ⓘ



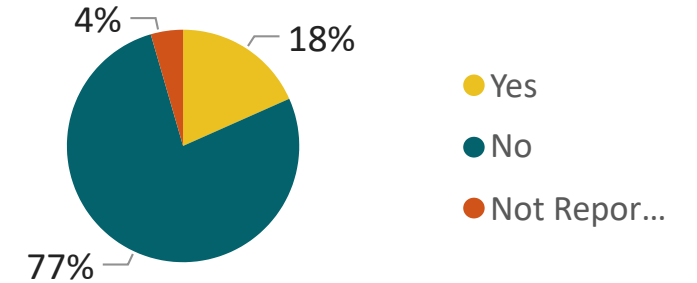
Race/Ethnicity ⓘ



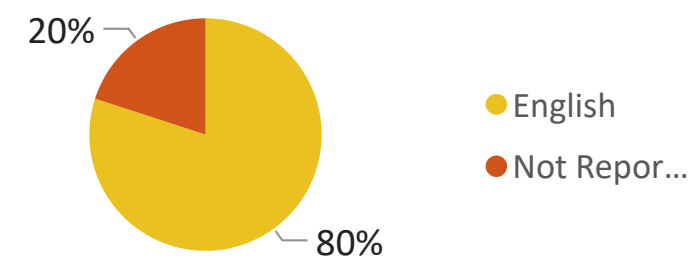
Gender Identity ⓘ



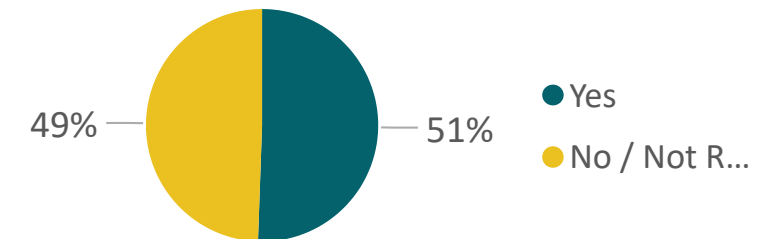
Experiencing Homelessness ⓘ



Language of Service ⓘ



Insured ⓘ



City of Madison CARES Dashboard:

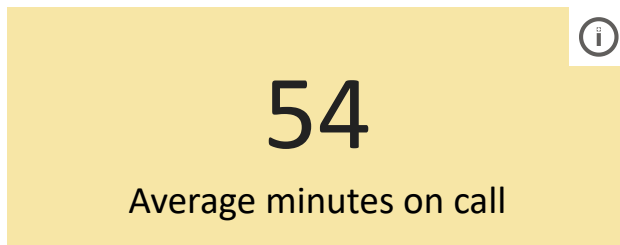
Incident information for each CARES service

Date Range:

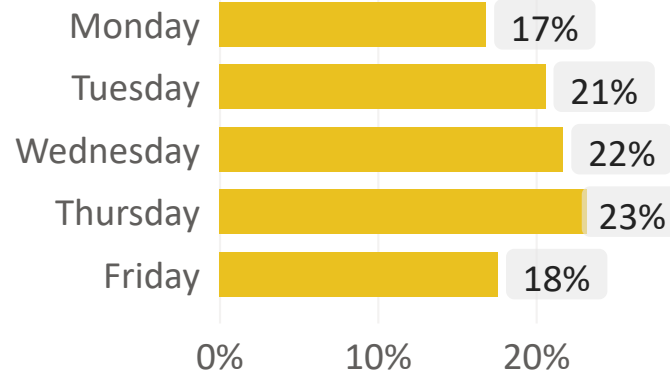
9/2/21

3/24/22

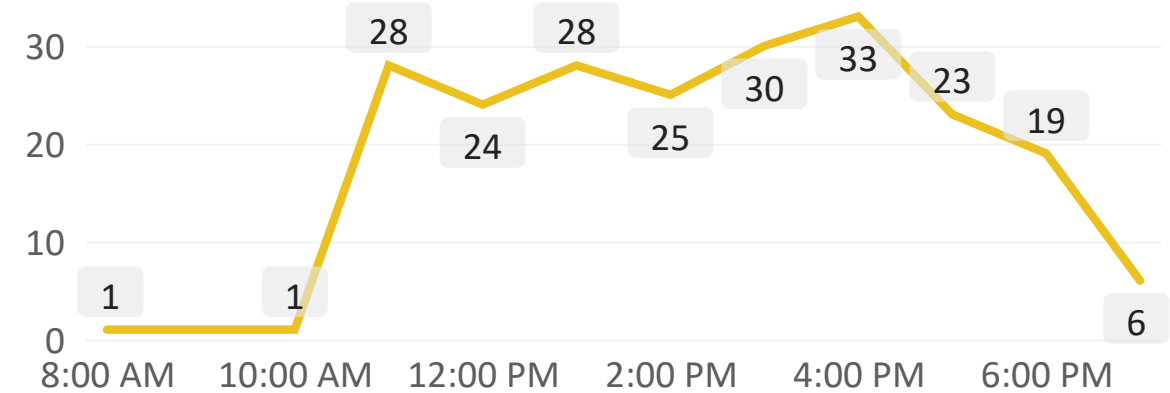
Home	At a Glance	Who
Incident	Outcome	



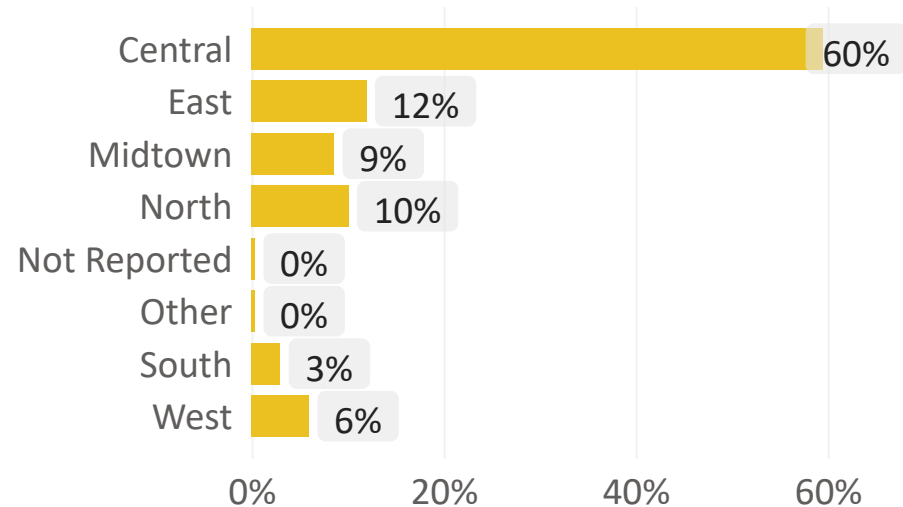
Calls per Day



Calls per Time of Day



Calls per District



Call Location

Currently, data for average minutes on call does not capture response time or additional work done post-service.

City of Madison CARES Dashboard:

Outcomes and treatments for each CARES service

Date Range:
9/2/21
-
3/24/22

Home	At a Glance	Who
Incident	Outcome	

Disposition ⓘ

